

115 Series

Cased Power Supply

Features:

- Screw Terminal Connections
- 250 mA of Regulated Power at 5 and 12 VDC
- 115/230 Volt 50/60 Hz Input
- Easily Mounted
- 5, 12 and 24 VDC Models

Power Supplies: 115-5, 115-12, 115-24

Applications:

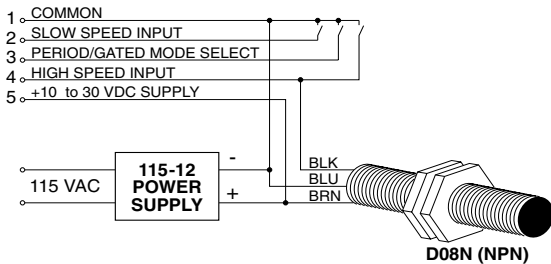
A compact supply to power various DC operated peripherals and inputs/output modules on PLC's, or transmitters in process control.

Description:

This module converts 115 VAC to DC. The 115-5 and 115-12 provide 250 mA of regulated DC for all of your 5VDC and 12VDC applications. Model 115-24 is available for all regulated 24VDC at 100mA applications.

Listing: CE Compliant

Sample Hookup to KAL-D R/T



Ordering Information

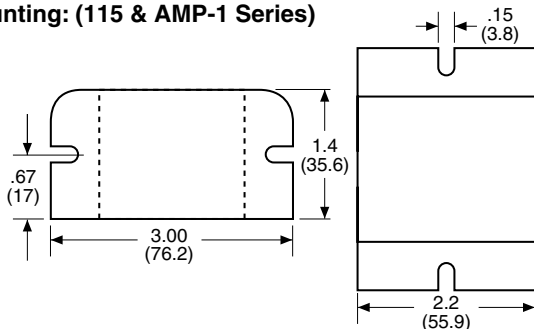
Part Number

- 115-5** 115VAC to 5VDC for all 5 Volt applications
115-12 115VAC to 12VDC for all 12 Volt applications
115-24 115VAC to 24VDC for all 24 volt applications
230-24 230VAC to 24VDC for all 24 volt applications

Options:

E-Explosion Proof Housing (add E to end of part number)

Mounting: (115 & AMP-1 Series)



AMP-1

Preamp & Signal Conditioner for Magnetic Pickups

Features:

- Ultra Low Speed to 15 kHz Operation.
- 20 mV to 50 V Sensitivity.
- 100 mA Current Sinking Output.
- 11 to 26 VDC Power Supply Range.
- Easy Mount Metal Housing.
- Screw Terminal Hookup.

Description:

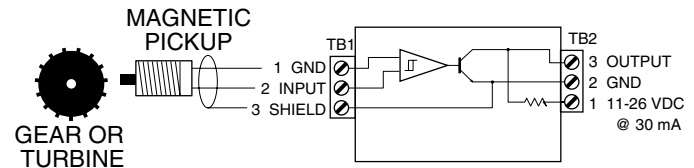
The KEP AMP 1 amplifies the low level signals from a magnetic pickup or flow transmitter by a factor of more than a hundred times to drive any ratemeter, counter or controller. The unit uses only 30 mA and operates from 11 to 26 VDC. It has a 2.7K pullup resistor attached to the open collector output and sinks a minimum of 100 mA to less than 1 V from a maximum of 26 VDC. It is mounted in a rugged 2" x 3" metal housing with screw terminals for easy installation. Operating temperature is 32 to 140° F (0 to 60° C).

Note: The low voltage line from the magnetic pickup to the AMP-1 should be less than 10 ft. in length, shielded and isolated from relays, solenoids or other sources of electrical noise (let the output line make the long run). If the input is too sensitive, lower the 1.1K input impedance by adding a 220 to 1K ohm resistor across TB1, pins 1 and 2, to increase noise immunity.

A special version, the AMP1-10k, is available with 10 kΩ impedance for use with turbine and paddle wheel flowmeters.

Listing: CE Compliant

Sample Hookup :



Ordering Information

Model

- AMP 1:** Standard unit
AMP-1-10k: AMP-1 with 10 kΩ input impedance

Options:

E-Explosion Proof Housing (add E to end of part number)